

SICAV UAE

Contact Details

Tel: +352 46 40 10 7190*

columbiathreadneedleenquiries@statestreet.com

*Please note that calls and electronic communications may be recorded.

IFDS, 47, avenue J.F. Kennedy, L-1855, Luxembourg

Fund Manager: Maya Bhandari
 Since: Dec-15
 Management Co: Threadneedle Man. Lux. S.A.
 Fund Inception Date: 18/09/12
 Index: -
 Peer Group: Morningstar Category USD Moderate Allocation
 Fund Currency: USD
 Fund Domicile: Luxembourg
 XD Date: Quarterly
 Pay Date: Quarterly
 Portfolio Size: \$186.2m
 No. of Securities: 722

All information expressed in USD

GLOBAL MULTI ASSET INCOME - AUP USD

ISIN: LU1297908904
 Share Class Price: 8.6731
 TER: 1.55% (as at 31/03/20)
 Performance Fee: No

The ongoing charges figure (OCF) is usually based on the last year's expenses and may vary from year to year. It includes charges such as the fund's annual management charge, registration fee, custody fees and distribution cost but excludes the costs of buying or selling assets for the fund (unless these assets are shares of another fund). For a more detailed breakdown please visit www.columbiathreadneedle.com/fees. In some cases, the ongoing charges figure may be based on an estimate of future charges, either because the share/unit class is relatively new and has an insufficient track record to be calculated exactly, or if historic figures are unlikely to accurately reflect future ongoing costs. Please see table of Share Classes available.

Fund Changes

For detailed information on Fund Changes please see "Significant Events - Threadneedle (Lux) Funds" PDF available on <https://www.columbiathreadneedle.com/kiids>

Ratings/Awards



For more information on the methodology of the Morningstar rating please visit www.morningstar.com

Risks

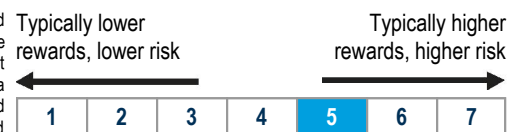
- The value of investments can fall as well as rise and investors might not get back the sum originally invested.
- Where investments are in assets that are denominated in multiple currencies, or currencies other than your own, changes in exchange rates may affect the value of the investments.
- The Fund invests in securities whose value would be significantly affected if the issuer refused, was unable to or was perceived to be unable to pay.
- The Fund holds assets which could prove difficult to sell. The Fund may have to lower the selling price, sell other investments or forego more appealing investment opportunities.
- Changes in interest rates are likely to affect the Fund's value. In general, as interest rates rise, the price of a fixed rate bond will fall, and vice versa.
- The Fund's assets may sometimes be difficult to value objectively and the actual value may not be recognised until assets are sold.
- Leverage occurs when economic exposure through derivatives is greater than the amount invested. Such exposure may lead to the Fund suffering losses in excess of the amount it initially invested.
- The Fund may invest materially in derivatives. A relatively small change in the value of the underlying investment may have a much larger positive or negative impact on the value of the derivative.

Opportunities

- Provides global exposure across a range of asset classes.
- Aims to deliver a positive return irrespective of market conditions although this is not guaranteed.
- Avoiding excessive risk is central to the fund's management process which seeks to keep volatility within strict limits.
- The Fund brings together sophisticated tools and strategies within a fully authorised and regulated framework.
- Benefits from our extensive multi-asset management experience that dates back to the inception of the business in 1994.
- Highly experienced asset allocation team that has expertise across all major asset classes.

Risk and Reward Profile

The Risk and Reward Indicator table demonstrates where the Fund ranks in terms of its potential risk and reward. The higher the rank the greater the potential reward but the greater the risk of losing money. It is based on past data, may change over time, and may not be a reliable indication of the future risk profile of the Fund. The shaded area in the table shows the Fund's ranking on the Risk and Reward Indicator. The lowest category does not mean a risk-free investment.



Fund Objective & Policy

The aim of the Fund is to provide income with the potential to grow the amount you invested over the medium to long term.

The Fund is actively managed, and invests at least two-thirds of its assets in positions in companies and bonds (which are similar to a loan and pay a fixed or variable interest rate) issued by companies and governments worldwide. The amount of the Fund that is invested in the different asset types will vary over time as the Fund seeks to achieve its aim.

The Fund will invest in these assets directly or indirectly by using derivatives. Derivatives are sophisticated investment instruments linked to the rise and fall of the price of other assets. Derivatives will be used to obtain, increase or reduce exposure to underlying assets and may create gearing. Where gearing is created, the net asset value of the Fund may experience more fluctuation than if there were no gearing.

The Fund may also invest in asset classes and instruments different from those stated above.

The Fund is not managed in reference to a benchmark.

Share Classes Available

Share	Class	Curr	Tax	AMC	Entry Charge	Min Inv.	Launch	ISIN	SEDOL	BBID	WKN/Valor/CUSIP
AU	Acc	USD	Gross	1.25%	5.00%	2,500	18/09/12	LU0640488648	--	TMATAAU LX	A1J9G4
AEH	Acc	EUR	Gross	1.25%	5.00%	2,500	18/09/12	LU0640488994	--	TMATAEH LX	A1J9G5
DU	Acc	USD	Gross	2.00%	1.00%	2,500	04/11/14	LU0640489612	BRYFXD3	TMTADUU LX	A1J9G8
DU	Acc	EUR	Gross	2.00%	1.00%	2,500	04/11/14	LU0823431480	BRYYFX5	TMTADUE LX	A12D4F
ZU	Acc	USD	Gross	0.75%	5.00%	1,500,000	25/04/17	LU0957818536	BYPZPV3	THGMAZU LX	A2DM9G
ZEH	Acc	EUR	Gross	0.75%	5.00%	1,500,000	25/04/17	LU0957818882	BYPZPW4	THGMZEH LX	A2DM9H
AEC	Inc	EUR	Gross	1.25%	5.00%	2,500	04/11/14	LU1102542534	BQ3BGC5	TMATAEC LX	A12AB2
DEC	Inc	EUR	Gross	2.00%	1.00%	2,500	04/11/14	LU1102555510	BQ3BGD6	TMATDEC LX	A12AB3
DUP	Inc	USD	Gross	2.00%	1.00%	2,500	04/11/14	LU1129921117	BRYYFXB1	TMTADUP LX	A12D4E
DEP	Inc	EUR	Gross	2.00%	1.00%	2,500	13/10/15	LU1297908730	BVYYBN8	THGMDEP LX	A140RE
AUP	Inc	USD	Gross	1.25%	5.00%	2,500	13/10/15	LU1297908904	BVYYBP0	THGMAUP LX	A140RF
AEP	Inc	EUR	Gross	1.25%	5.00%	2,500	13/10/15	LU1297909035	BVYYBQ1	THGMAEP LX	A140RG
DEH	Acc	EUR	Gross	2.00%	1.00%	2,500	25/04/17	LU1598429832	BYWVXQ5	THGMDEH LX	A2DQBH

The Share Class currency, unless indicated as a Hedged Share Class, is a translated price using exchange rates at the official valuation point of the fund. This is intended as a way to access a Share Class in your chosen currency and does not reduce your overall exposure to foreign currency. The fund currency indicates the highest currency exposure of the fund unless the currency breakdown is detailed in the Weightings % table on page 2.

Past performance is not a guide to future performance.

Source: FactSet

Top 10 Holdings (%)

Security Name

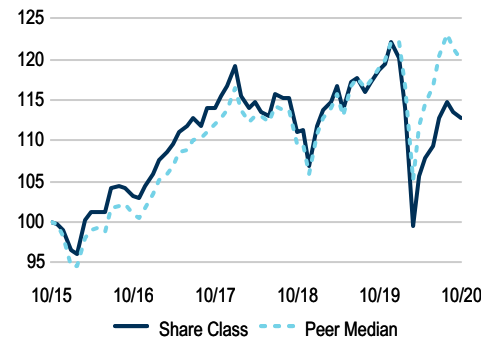
Security Name	Weight
Threadneedle (Lux) SICAV - Asian Equity Income -XUP-Distribution	3.7
Threadneedle (Lux) SICAV - Global Emerging Market Short-Term Bonds -XUP- Distribution	3.0
Threadneedle Emerging Market Local Fund	2.8
Microsoft Corporation	1.8
Apple Inc.	1.5
Gov Of Mexico 5.75% 12/10/2110	1.2
Gov Of Indonesia 7.00% 15/09/2030	1.1
Us 5Yr Note (Cbt) Dec20	0.9
Johnson & Johnson	0.8
Samsung Electronics Co., Ltd.	0.8
Total	17.7

Weightings (%)

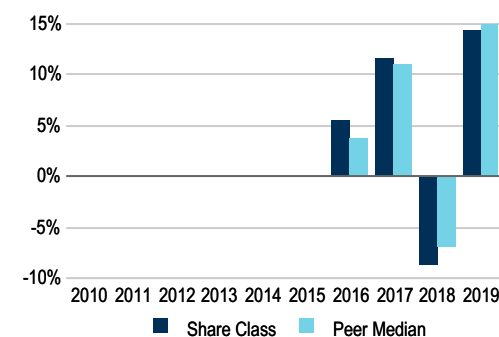
Currency

Currency	Fund
U.S. Dollar	82.7
Euro	4.2
British Pounds	2.5
Hong Kong Dollar	1.8
Taiwan Dollar	1.4
Indonesian Rupiah	1.4
South Korean Won	1.2
Japanese Yen	1.1
Australian Dollar	0.9
Swiss Franc	0.7
Swedish Krona	0.4
Other	1.6

5 Years NAV Net (USD)



Calendar Years Net (USD)



Annualised Performance (USD)

	Annualised Performance (USD)					12M Rolling Period (USD)				
	1 YR	3 YR	5 YR	10 YR	SI	11/19 - 10/20	11/18 - 10/19	11/17 - 10/18	11/16 - 10/17	11/15 - 10/16
Share Class (Net)	-5.1	-0.4	2.4	--	2.6	-5.1	7.0	-2.7	10.6	3.2
Peer Median (Net)	1.4	2.4	3.7	--	3.9	1.4	8.8	-2.6	10.6	1.1
Peer Ranking	211/238	174/195	119/142	--	119/141	211/238	164/220	106/201	89/179	32/147
Peer Percentile	89%	90%	84%	--	85%	89%	75%	53%	50%	22%
Peer Quartile	4	4	4	--	4	4	3	3	2	1

Calendar Year Performance (USD)

	2019	2018	2017	2016	2015	2014	2013	2012	2011	2010
Share Class (Net)	14.3	-8.5	11.7	5.5	--	--	--	--	--	--
Peer Median (Net)	14.9	-6.7	11.0	3.7	--	--	--	--	--	--
Peer Ranking	130/226	162/207	69/185	40/153	--	--	--	--	--	--
Peer Percentile	58%	79%	37%	26%	--	--	--	--	--	--
Peer Quartile	3	4	2	2	--	--	--	--	--	--

Past performance is not a guide to future performance. The performance data does not take account of the commissions and costs incurred on the issue and redemption of units. The value of investments and any income is not guaranteed and can go down as well as up and may be affected by exchange rate fluctuations. This means that an investor may not get back the amount invested. Index returns assume reinvestment of dividends and capital gains and unlike fund returns do not reflect fees or expenses. The index is unmanaged and cannot be invested directly. All returns assume income is reinvested for a local taxpayer, bid to bid performance (which means performance does not include the effect of any initial charges). All data: Source Copyright © 2020 Morningstar UK Limited.

The Morningstar Categories for funds in the Europe/Asia/Africa universe include funds domiciled in Europe and/or traded on European Markets. Morningstar regularly reviews the category structure and the funds within each category to ensure that the system meets the needs of investors and keeps pace with market developments. The performance shown includes Open End Funds and Exchange Traded Funds only and is filtered by Primary Share Class in Morningstar Offshore Territories Classification.

Important Information

Threadneedle (Lux) is an investment company with variable capital (Société d'investissement à capital variable, or "SICAV") formed under the laws of the Grand Duchy of Luxembourg. The SICAV issues, redeems and exchanges shares of different classes, which are listed on the Luxembourg Stock Exchange. The management company of the SICAV is Threadneedle Management Luxembourg S.A, who is advised by Threadneedle Asset Management Ltd. and/or selected sub-advisors.

The SICAV is registered in Austria, Belgium, France, Finland, Germany, Hong Kong, Ireland, Italy, Luxembourg, The Netherlands, Portugal, Spain, Sweden, Switzerland, Taiwan and the UK; however, this is subject to applicable jurisdictions and some sub-funds and/or share classes may not be available in all jurisdictions. Shares in the Funds may not be offered to the public in any other country and this document must not be issued, circulated or distributed other than in circumstances which do not constitute an offer to the public and are in accordance with applicable local legislation.

This material is for information only and does not constitute an offer or solicitation of an order to buy or sell any securities or other financial instruments, or to provide investment advice or services.

Subscriptions to a Fund may only be made on the basis of the current Prospectus and the Key Investor Information Document (KIID), as well as the latest annual or interim reports and the applicable terms & conditions. Please refer to the 'Risk Factors' section of the Prospectus for all risks applicable to investing in any fund and specifically this Fund. The above documents are available in English, French, German, Portuguese, Italian, Spanish and Dutch (no Dutch Prospectus) and can be obtained free of charge on request by writing to the SICAV's registered office at 31, Z.A. Bourmicht, L-8070 Bertrange, Grand Duchy of Luxembourg and/or from JPMorgan Worldwide Securities Services, 60 Victoria Embankment, London EC4Y 0JP.

Portfolio positions are based on gross asset valuations at global close (not official NAV time). Historic Yield reflects distributions declared over the past 12 months. Distribution Yield reflects the amount that may be expected to be distributed over the next 12 months. Underlying Yield reflects the annualised income net of expenses of the fund. Yields shown do not include any preliminary charge and investors may be subject to tax on their distributions.

Columbia Threadneedle Investments is the global brand name of the Columbia and Threadneedle group of companies.

This document is distributed by Columbia Threadneedle Investments (ME) Limited, which is regulated by the Dubai Financial Services Authority (DFSA), to provide information about Group products and services, it is not intended as financial advice and is not for further distribution. This document is intended only for distributors' or intermediaries who meet the regulatory criteria to be classified as a Professional Client or Market Counterparties and no other persons should act up on it.